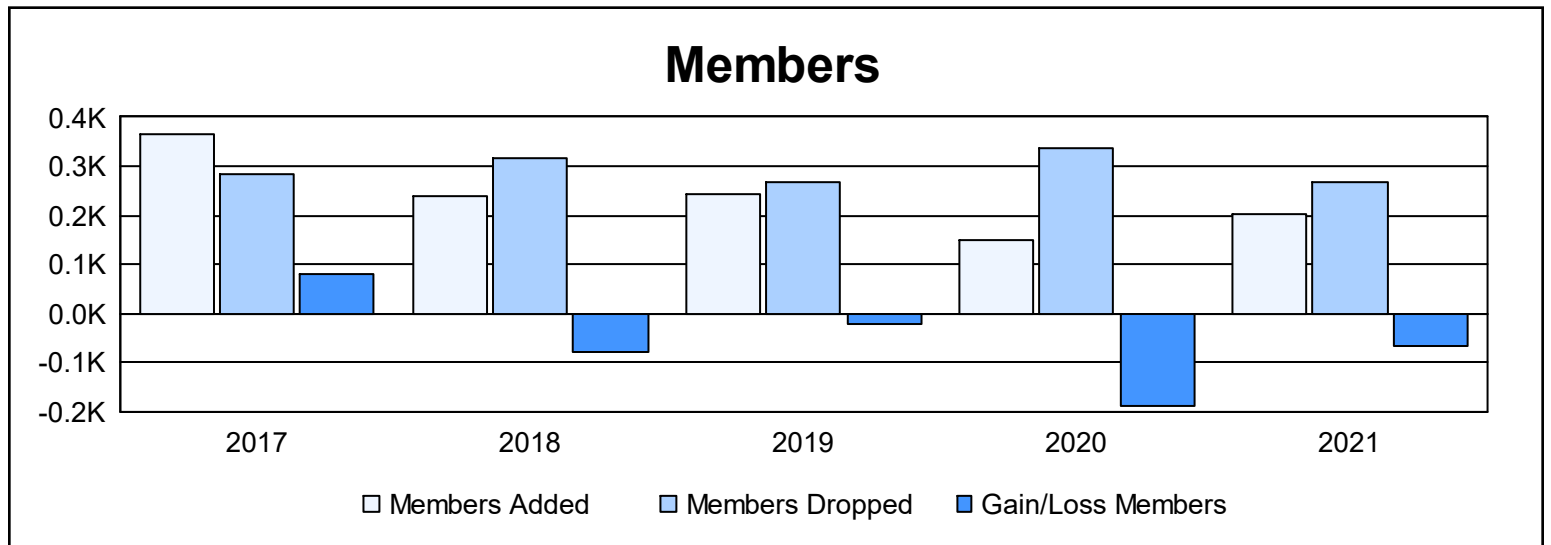
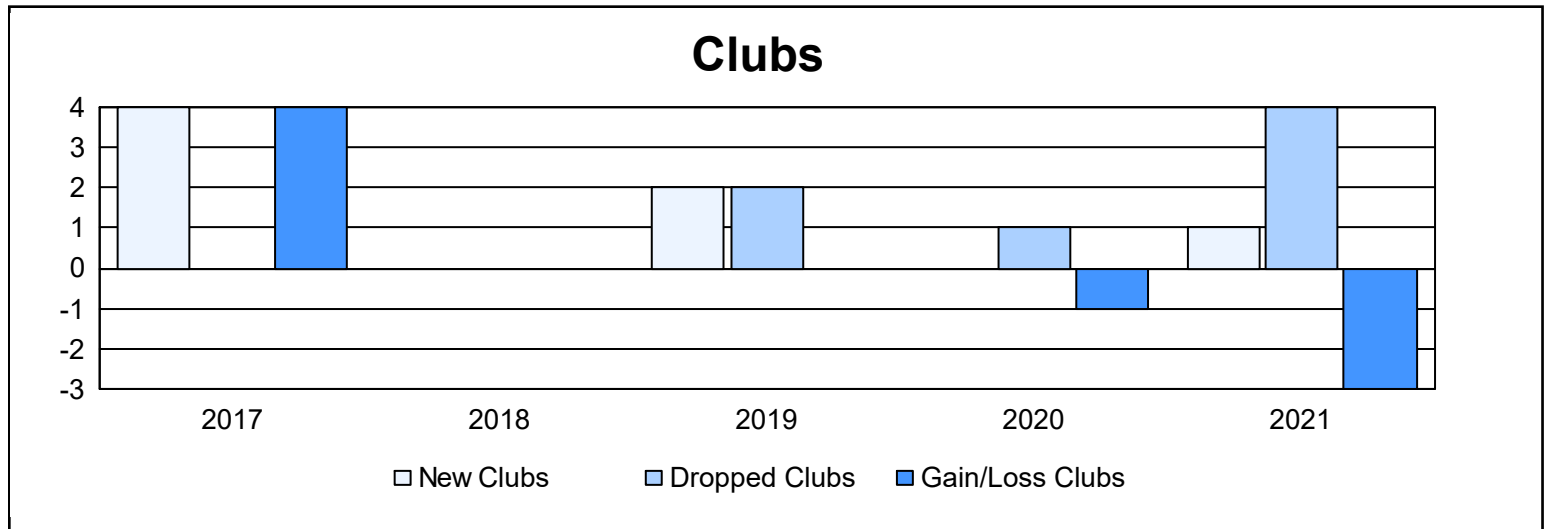
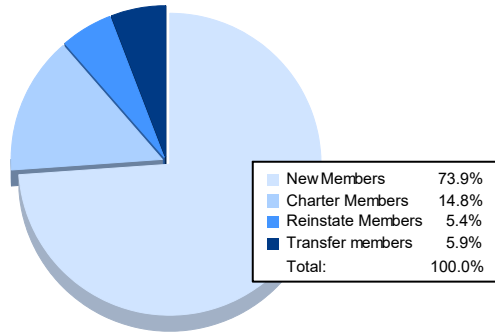


Year	New Clubs	Dropped Clubs	Gain/ Loss Clubs	New Members	Charter Members	Reinstate Members	Transfer Members	Total Member Added	Total Members Dropped	Gain/ Loss Members
2016-2017	4	0	4	239	107	7	12	365	283	82
2017-2018	0	0	0	215	1	5	19	240	317	-77
2018-2019	2	2	0	154	69	8	13	244	266	-22
2019-2020	0	1	-1	130	5	5	9	149	336	-187
2020-2021	1	4	-3	150	30	11	12	203	269	-66
<b>Average</b>	<b>1</b>	<b>1</b>	<b>0</b>	<b>178</b>	<b>42</b>	<b>7</b>	<b>13</b>	<b>240</b>	<b>294</b>	<b>-54</b>



### Membership Composition June 2021 Cumulative



### Gender Composition June 2021 Cumulative

